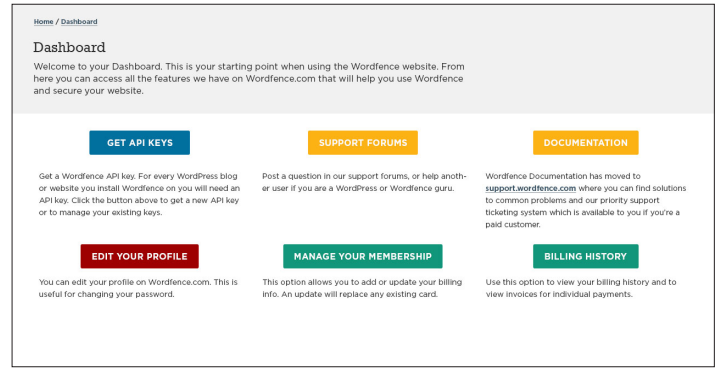


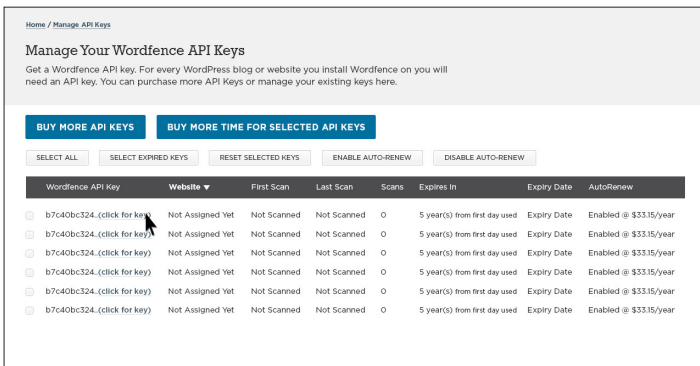
Easily install Wordfence Premium now!

Now that you have upgraded to the Wordfence Premium, simply follow these steps:

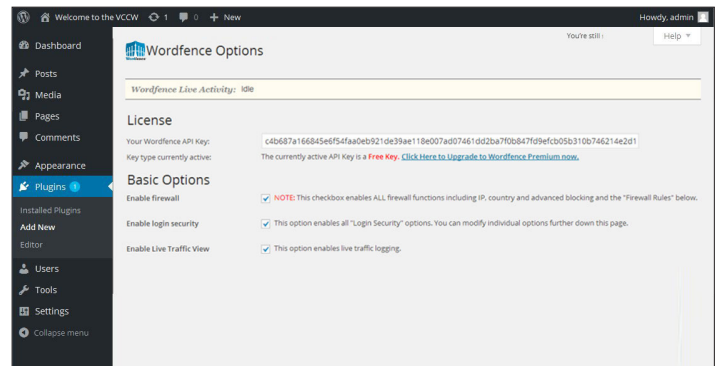
- 1 Sign in and visit the Manage My API Keys page. All your API keys should be listed




- 2 And then when you are ready to activate an API key, copy one from the Manage My API Keys page



- 3 Paste it into the top of your Wordfence plugin 'options' page key on your WordPress website and hit save



You will then have the full protective functionality of all the Wordfence Premium features.



WordfenceTM
Securing your **WordPress** website